

## Equipment for XL<sup>3</sup> 4000

for modular devices, Vistop, DPX<sup>3</sup> 160/250, DPX-IS 250 on rail

## Equipment for XL<sup>3</sup> 4000

for mounting on plate: DPX-IS 250, 630 and 1600



0 206 01



0 262 39



0 206 05




0 208 00



0 209 01

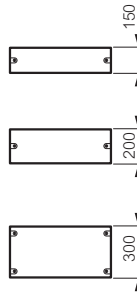


0 208 10



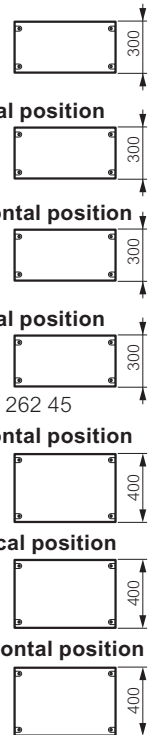
0 209 10

Pack	Cat.Nos	Fixing devices on rail
1	24 modules   36 modules 0 206 01   0 206 51	<b>Rails</b> Comprising: an aluminium profile rail and two 2-position fixing brackets Accept HX <sup>3</sup> 125 A plug-in connection row distribution blocks Fit onto functional uprights For mounting DPX <sup>3</sup> using fixing plates For fixing on XL <sup>3</sup> 800 and XL <sup>3</sup> 4000 functional uprights Accept wire guide Cat.No 4 052 25 (p. 225)
1	4 210 71	<b>Fixing plates for mounting DPX<sup>3</sup> on rail</b> For mounting DPX <sup>3</sup> on aluminium rail or on plate Cat.Nos 0 206 11/61
1	4 210 73	For DPX <sup>3</sup> 160 without side motor-driven handle
1	4 210 68	For DPX <sup>3</sup> 160 with earth leakage module without side motor-driven handle
1	4 210 68	For all DPX <sup>3</sup> 160 devices with side motor-driven handle
1	4 210 72	For DPX <sup>3</sup> 250 without side motor-driven handle
1	4 210 74	For DPX <sup>3</sup> 250 with earth leakage module without side motor-driven handle
1	4 210 69	For all DPX <sup>3</sup> 250 devices with side motor-driven handle
1	0 262 39	<b>Fixing plate for mounting DPX-IS 250 on rail</b> For mounting devices on aluminium rail or on plate Cat.Nos 0 206 11/61 For DPX-IS 250
1	4 052 26	<b>Rail height spacer</b> Designed for simultaneous mounting of modular devices and DPX <sup>3</sup> 160/250 and DPX-IS 250 devices mounted on rail Cat.Nos 0 206 01/51 or plate Cat.Nos 0 206 11/61 For 20 modules
1	24 modules   36 modules 0 208 00 <sup>1</sup>   0 209 50 <sup>2</sup>	<b>Metal faceplates</b> <b>For modular devices</b> 1/4 turn With captive screws
1	0 208 01 <sup>1</sup>   0 209 01 <sup>2</sup>	<b>For Vistop up to 160 A</b> 1/4 turn With captive screws
1	0 208 10 <sup>1</sup>   0 209 10 <sup>2</sup>	<b>For DPX<sup>3</sup> and DPX-IS 250</b> 1/4 turn With captive screws



1: For fastening and sealing  
2: Hinges Cat.No 0 209 59 available as an option

Pack	Cat.Nos	Plates for DPX-IS
1	24 modules   36 modules 0 206 05   0 206 55	<b>Direct fixing on functional uprights</b> <b>Fixed plates for device in vertical position</b> For 1 or 2 DPX-IS 250 front or rear terminals
1	0 206 07   0 206 57	For 1 DPX-IS 630 front or rear terminals
1	0 211 00	For 1 DPX-IS 1600 or 1 DPX 1600 front terminals
1	0 211 06   0 211 03	For 1 DPX-IS 1600 or 1 DPX 1600 rear terminals
1	0 206 18   0 206 19	<b>Fixed plates for device in horizontal position</b> For 1 DPX-IS 250 front or rear terminals For 1 DPX-IS 630 front or rear terminals
1	24 modules   36 modules 0 208 10 <sup>1</sup>   0 209 60 <sup>2</sup>	<b>Metal faceplates</b> <b>For 1 DPX-IS 250 in vertical position</b> 1/4 turn With captive screws <sup>(2)</sup>
1	0 209 10 <sup>2</sup>   0 209 60 <sup>2</sup>	<b>For 2 DPX-IS 250 in vertical position</b> 1/4 turn With captive screws
1	0 208 06 <sup>1</sup>   0 209 06 <sup>2</sup>	<b>For 1 DPX-IS 250 in horizontal position</b> With captive screws
1	0 209 18 <sup>2</sup>	<b>For 1 DPX-IS 630 in vertical position</b> 1/4 turn With captive screws Does not allow the use of terminal shields Cat.No 0 262 45
1	0 208 07 <sup>1</sup>   0 209 07 <sup>2</sup>	<b>For 1 DPX-IS 630 in horizontal position</b> With captive screws
1	0 209 19 <sup>2</sup>	<b>For 1 DPX-IS 1600 in vertical position</b> With captive screws
1	24 modules   36 modules 0 211 13 <sup>2</sup>	<b>For 1 DPX-IS 1600 in horizontal position</b> With captive screws
1	0 208 36 <sup>2</sup>	<b>For 1 DPX-IS 1600 in horizontal position</b> With captive screws



1: For fastening and sealing  
2: Hinges Cat.No 0 209 59 available as an option

Download XL<sup>3</sup> 4000/6300  
Workshop specifications on  
[www.docexport.legrand.com](http://www.docexport.legrand.com)

